














# GRID MAPPING

10										
9										
8										
7										
6										
5										
4										
3										
2										
1										
	A	B	C	D	E	F	G	H	I	J



Use the grid to answer the following questions:

1. What is at D1? \_\_\_\_\_
2. What is the grid reference for the palm tree? \_\_\_\_\_
3. What is at F10? \_\_\_\_\_
4. What is the grid reference for the X? \_\_\_\_\_
5. Draw a snake at E8. \_\_\_\_\_
6. What is 2 steps left of the pirate? \_\_\_\_\_
7. What is 3 steps right of the X? \_\_\_\_\_
8. Draw a crown at A8. \_\_\_\_\_
9. What is the grid reference for the fish? \_\_\_\_\_
10. Write the directions to get from the ship to the treasure chest.  
Remember to use words like, turn left or right, move forward (how many steps?) etc. \_\_\_\_\_  
\_\_\_\_\_  
\_\_\_\_\_  
\_\_\_\_\_  
\_\_\_\_\_

**CHALLENGE:** Ask a partner to follow directions to see if they finish at the treasure chest.